

Datasheet of LT-100R-20G (100 Ohms Raw Cable Test Fixture Set)

LiTek

Technology

LT-100R-20G (100 Ohms Raw Cable Test Fixture[Jig] Set) Datasheet

V1.0

2011/3/30

Datasheet of LT-100R-20G (100 Ohms Raw Cable Test Fixture Set)

TABLE OF CONTENTS

REVISION HISTORY.....	3
INTRODUCTION	4
FEATURES	5

Datasheet of LT-100R-20G (100 Ohms Raw Cable Test Fixture Set)

Revision History

Revision	Author	Date	Comment
V0.9	Tom Yeh, Leo Lee	2011/1//15	Initial draft
V1.0	Leo Lee	2011/3/30	First Release

Datasheet of LT-100R-20G (100 Ohms Raw Cable Test Fixture Set)

Introduction:



Fig 1: LT-100R-20G Raw Cable Test Fixture Set



Fig 2: LT-100-20GC (2X Raw Cable Calibration Kit)

Most of the interfaces are designed by differential 100 ohms system, just like SATA, SAS, Lan, Infiniband, DVI, HDMI, SFP.. etc. The bandwidth of these interfaces is wide up to 20GHz or more. In this way, a good test fixture (Jig) for testing the raw cable with multi-AWG range becomes very important.

LiTek engineering team devoted 2 years and studied the features of raw cable. Now, LT-100R-20G is suitable for this application.

The LT-100R-20G can be used with many instruments as well as TDR, NA and Pulse Generator ..etc. A engineer can easily inspect the cable performance instead of after assembly.

S-Parameter Measurements:

For S-Parameter measurements, one can do the Full 4-Port Calibration in the end of coaxial cables. Get the touch stone files of the LT-100-20GC. De-embed it into the calibration. Then the S-Parameters can be performed.

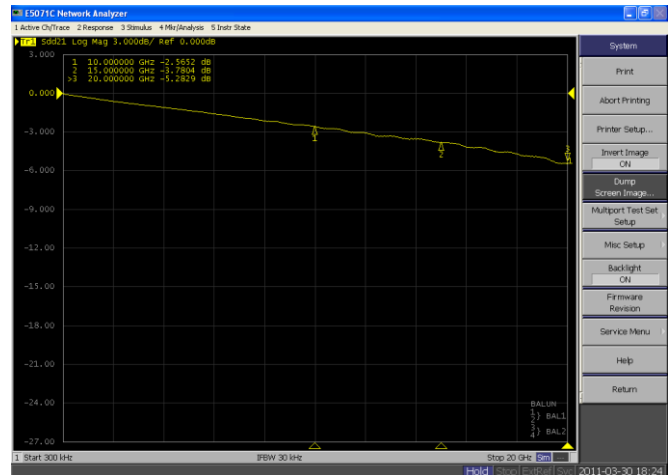


Fig 3: The SDD21 of Calibration Kit

TDR Measurements:

For TDR Parameters, LT-100-20GC can be used to remove the electrical length of the fixture set. Clip the raw cable then pressed on the fixture set, one can easily to get the TDR parameters.

Measurement implementation:

There is a twin groove for raw cable pressed. User just need put the conductors of pair contacted with the groove. Put the Yellow-Kit down and press the conductors for the measurements.




Fig 4: LT-100R-20G with DUT pressed.

Datasheet of LT-100R-20G (100 Ohms Raw Cable Test Fixture Set)

There are different covers for different AWG Raw Cable to press the pair shield. That can be used to reduce the mismatch of the pair without shield area.




Fig 5: Different cover for Different AWG Cable.

Features:

- >>Impedance control: Differential 100 +/- 2.5 Ohms
- >>Support both Un-Shielded Twist Pair (UTP) and Shielded Twist Pair (STP) cables.
- >>Intra Pair Skew: Less than 2ps for each pair.
- >>Inter Pair Skew: Less than 5ps for all pairs.
- >>Multi-AWG support: 24AWG ~ 40AWG.
- >>Low Loss (2X Kit): Less than -6dB @20GHz. (It means single pair loss will be less than -3dB@ 20GHz.)
- >>Used for most of interfaces cable: ThunderBolt, Lan, HDMI, DVI, SATA, USB3.0, DisplayPort, SFP, PCI-Express Cable, ...etc.

Standard Package:

Product Name	Description	Q'ty
LT-100R-20G set	4 pairs of LT-100R-20G fixture in a set.	2 Set
LT-100-20GC	2X Traces Calibration Kit.	1 EA

Option:

LT-100-20GTRL Kit is an option item for TRL Calibraiton. In this kit, there are Open, Short, Load, Thru and Multi Line calibration traces.

Sales and Contact Information:

Global and Taiwan area:

Company name: LiTek Technologies Co., Ltd.
 Address: 4F-3, No. 18, Huanna Rd., Pingzhen City, Taoyuan County 32448, Taiwan.
 Tel: +886-3-4951851
 Fax: +886-3-4951841
 Website: www.litek.tw
 Email: leo@litek.tw
 Contact Person: Leo Lee.

Mainland China area:

Address: 901R, Shencai Building, Fuyong Boulevard, Fuyong Town, Bao'an District, Shenzhen, Guangdong, China 518103
 Tel: +86-755-27326621
 Fax: +86-755-27324763
 Email: thomas@litek.tw
 Contact Person: Thomas Hung.